

Google My Business Insights

Searches

Google My Business: Searches (Overview)

Account Location Period 09 Nov - 08 Dec, 2018

Direct Searches

4.8K 24%

The number of times a customer found your listing searching for your business name or address

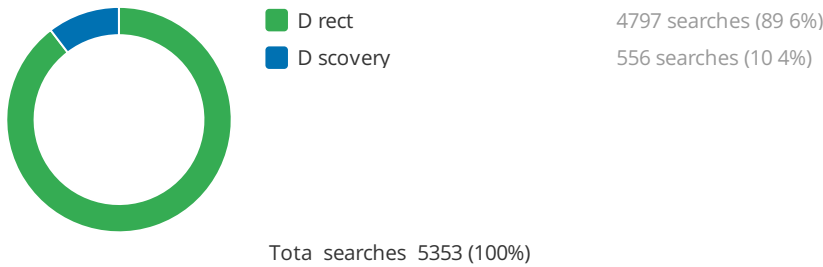
Discovery Searches

556 21%

The number of times a customer found your listing searching for a category, product, or service

Google My Business: Direct vs Discovery Searches

Account Location Period 09 Nov - 08 Dec, 2018



- Direct:** customers who find your listings searching for your business name or address.
- Discovery:** customers who find your listings searching for a category, product, or service.

Views

Google My Business: Views (Overview)

Account Location Period 09 Nov 08 Dec, 2018

Search Views

1.2K 25%

The number of times a customer found your business via Google search

Maps Views

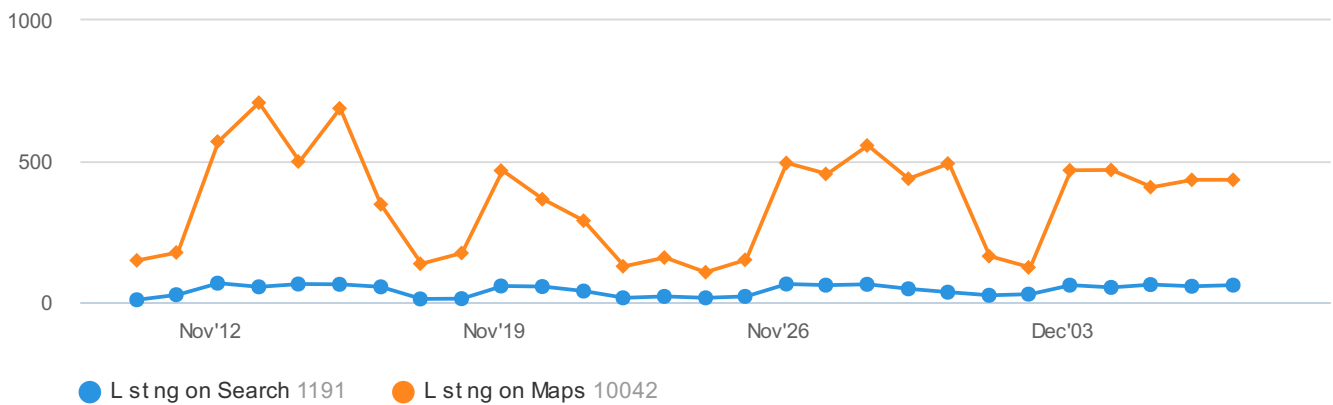
10.0K 22%

The number of times a customer found your business via Google Maps

Google My Business: Search vs Map Views

Account Location SEMrush Period 09 Nov 08 Dec, 2018

Total views: 11233



Customer Actions

Google My Business: Actions (Overview)

Account Location Period 09 Nov 08 Dec, 2018

Website Visits

23 0%

The number of times a customer viewed your website

Direction requests

146 24%

The number of times a customer requested directions to your business

Calls

4 33%

The number of times a customer called your business

Photo Views

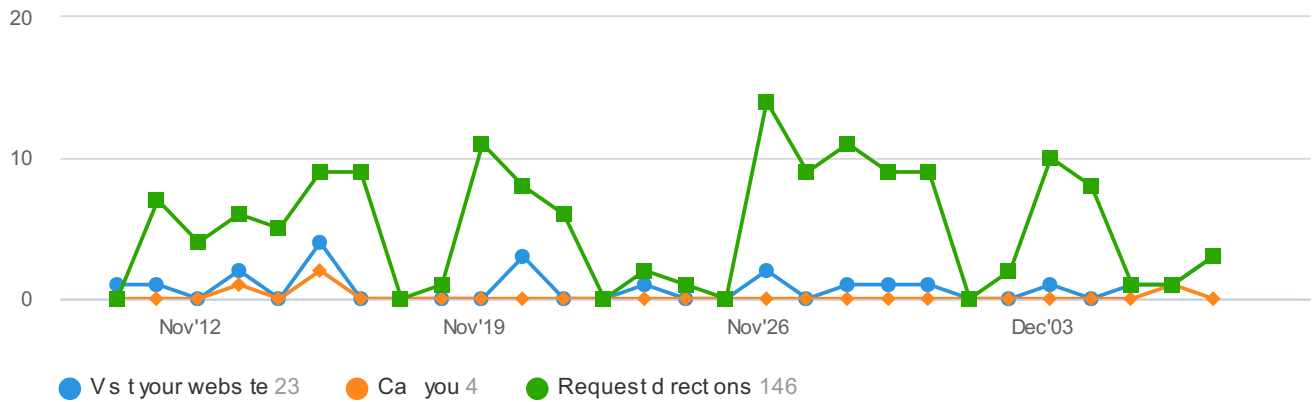
4.6K +2%

The number of times your photos have been viewed

Google My Business: Customer Actions

Account Location Period 09 Nov 08 Dec, 2018

Total actions: 173

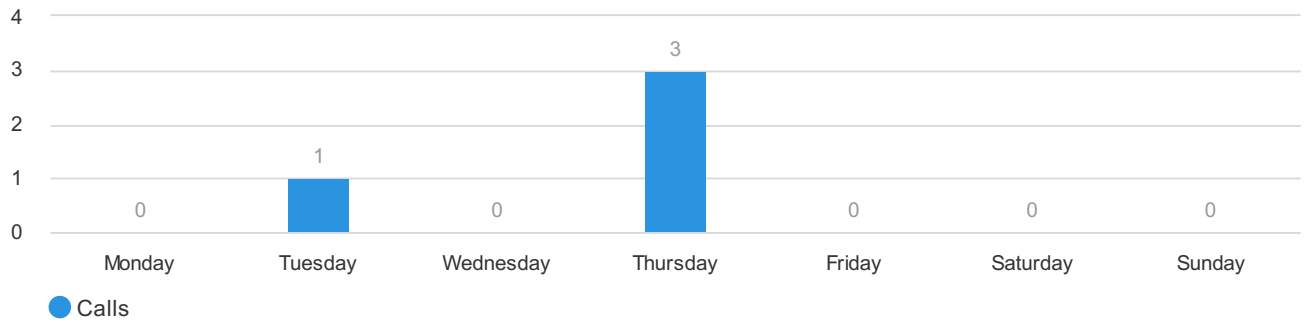


Calls

Google My Business: Calls by Day of Week

Account: | Location: | Period: 09 Nov - 08 Dec, 2018

Total calls: 4



Google My Business: Calls by Time of Day

Account: | Location: | Period: 09 Nov - 08 Dec, 2018

Total calls: 4

